

**Our move to the Heidelberg Medical Center means:**

## More room for minimally invasive prostate therapy



**Relocation of the Clinic for Prostate Therapy to the Heidelberg Medical Center in Heidelberg-Bergheim (:medZ) was successfully completed at the turn of the year 2008/2009. The careful planning, professional implementation and patience of the clinic staff have paid off. This was a big step for minimally invasive treatment of prostate diseases. Join us for a short photographic tour of the new facility.**

Interior and exterior features of the building have been modified to meet the needs of patients requiring individual consultation and optimal state-of-the-art medical care. This applies to the functional architecture as well as to the



Patients are awaited by a friendly and competent staff at the reception desk.

*The former kidney center next to the old Ludolf Krehl Clinic was converted into a medical competence center.*

clinic's customized color and design concept. The clinic now occupies the entire upper floor of the building, which is surrounded by a panoramic roof terrace. Generally, there are no waiting times. If, however, a patient should have to wait a few minutes, beverages and a small selection of newspapers and magazines are available.



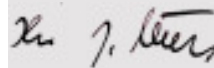
*Timely appointment scheduling is advised to avoid waiting time.*

Our operating rooms are equipped with the most state-of-the-art technology that modern medicine has to offer for treatment of prostate diseases, whether it be the Greenlight Power Laser for treatment of benign prostatic


### A word from the editor

The second issue of the newsletter was published nearly a year ago, and a lot has happened in the meantime. The most important event is certainly the relocation of our private clinic to the state-of-the-art Heidelberg Medical Center in Heidelberg-Bergheim (:medZ). We now occupy the entire top floor, where we can put our ideals into practice. Our motto is "state-of-the-art medical technology in pleasant and personable surroundings".

At the beginning of October, we held an open house to celebrate the 15th anniversary of the clinic. This gave you a first opportunity to get a behind-the-scenes look and find out more about current trends in minimally invasive treatment and prostate therapy. Come to visit us also after this event! We would be glad to welcome you. But first, I wish you informative reading in the third issue of our newsletter.



Dr. J.-E. Deuster



*Modern and tastefully furnished patient rooms are available for overnight accommodation.*

hyperplasia or high-intensity focused ultrasound (HIFU) for treatment of prostate cancer. Optimal medical care is ensured in any event.

Blood and urine samples are tested in our laboratory. A combination of these tests with special tests performed by external laboratories, ultramodern ultrasound examination techniques such as prostate elastography and other minimally invasive diagnostic procedures can be performed in preparation for minimally invasive prostate therapy.



*Etwa 40 Räume auf einer Fläche von 425 Quadratmetern bieten großzügigen Platz für Beratung, Untersuchung, Behandlung und Nachsorge.*

## Reducing the risks of prostate diagnosis

**Early detection of prostate cancer reduces the risk of tumor-related mortality. Biopsy is generally performed in addition to blood tests and ultrasound examinations in order to obtain definitive proof of a suspected diagnosis of prostate cancer.**

Although a standard procedure, biopsy removal of tissue samples is controversial because it can lead to bacterial infection of the bloodstream and blood poisoning. Moreover, there is a risk that cancer cells may spread after biopsy needle puncture of a prostatic tumor. Biopsy can also lead to the release of cytokines, immune substances that accelerate the growth and metastasis of prostatic cancer.

Minimally invasive treatment of prostate diseases therefore requires the use of gentle and minimally invasive diagnostic procedures. To realize this goal, Dr. Joachim Ernst Deuster recently founded the "Task Force for Biopsy-free Diagnosis" in Heidelberg as a forum for the meeting of renowned experts in the fields of cellular diagnostics, molecular pathology and magnetic resonance spectroscopy from all parts of Germany. Together with laboratory medicine specialists, they discussed means of reducing the risk of biopsy - for example, by introducing promising new procedures for the diagnosis of prostate cancer. Such new technologies include real-time elastography, magnetic resonance spectroscopy (MRS), and choline positron emissions tomography/computed tomography (PET/CT), a novel combined imaging procedure in nuclear medicine.

"We aim to provide an information forum for experienced, practicing specialists",

Dr. Deuster elaborated. "Urologists and specialists for cellular diagnostics and established imaging procedures such as computed tomography are using this professional network to jointly search for ways to enhance the accuracy of detection of prostate cancer or to exclude the possibility of cancer with a very high probability", added urologist Dr. Thomas Dill. Our first and foremost goal is to avoid biopsy as far as possible in order to reduce the risks for patients. In the future, the task force will meet regularly and is open to specialists in all related fields.

## Open house

**On the occasion of its 15<sup>th</sup> anniversary, the Heidelberg Clinic for Prostate Therapy hosted an Open Day at the famous private clinic on 10 October 2009.**




The visitors formed long queues in order to attend the lectures as well as to tour the clinic itself, which was open to all visitors on that day. Dr. Thomas Dill gave a presentation on "Modern minimal invasive diagnostics", Dr. Markus Schmidt-Gawaz looked back on seven years of HIFU therapy in Heidelberg, and Dr. Joachim-Ernst Deuster described the chances and possibilities provided by the Green Power Laser.

## Competent and athletic

Those of you who know him in a doctor's white coat may have a hard time imagining him in a marathon runners shirt or a soccer jersey. However, he is at home in both worlds: Dr. Thomas Dill not only works as an accredited and experienced urologist alongside

clinic director Dr. Joachim Ernst Deuster but also plays as the center-forward for a private soccer team in Neckargemünd and runs the half marathon in Heidelberg quite successfully. Born in Frankfurt, he



soon felt right at home in the Kurpfalz region. No wonder: he had already learned the advantages of living in the Rhine-land-Palatinate during his studies in Mainz und Kaiserslautern. Another hobby that he unfortunately has had to neglect in recent times in order to take care of his wife and child is music. Now, instead of calling the tunes as he once did as guitarist and band leader of his doctor-musicians group, he has to dance to his two-year-old son's tune. "In that case, I really enjoy playing second fiddle", says the urologist.

## Browsing through the archives

**PROSTATE-NEWS Issue 2**

"New software improves therapy"

**PROSTATE-NEWS Issue 1**

"Greenlight laser for gentle prostate therapy: A gold standard in urology?"

All issues of **PROSTATA-NEWS** can be downloaded free of charge from our website [www.prostata-therapie.com](http://www.prostata-therapie.com)

## PROSTATE NEWS

### Imprint

Editor:  
Klinik für Prostata-Therapie  
Dr. med. Joachim-Ernst Deuster  
Bergheimer Straße 56a  
D-69115 HEIDELBERG  
Germany  
Fon +49 / 6221 / 65085-0  
Fax +49 / 6221 / 65085-11  
E-Mail: [dr.deuster@prostata-therapie.de](mailto:dr.deuster@prostata-therapie.de)  
Internet [www.prostata-therapie.de](http://www.prostata-therapie.de)

Editorial staff and publishers:  
[agentur.pressekontakt.com](http://agentur.pressekontakt.com)  
Ringstraße 16  
D-69251 Gaiberg  
Fon +49 / 6223 / 46614  
Fax +49 / 6223 / 46000  
E-Mail: [info@pressekontakt.com](mailto:info@pressekontakt.com)  
Internet: [www.pressekontakt.com](http://www.pressekontakt.com)  
Pictures: M. Boeckh (S.1,2), G.-H.Ortner (S.1) / Issue 3.2 / October 2009  
Circulation 16.000